



# MI CUADERNILLO DE HABILIDADES METAFONOLÓGICAS



Colorea los círculos según el número de sílabas tenga la palabra




○ ○ ○ ○




○ ○ ○ ○




○ ○ ○ ○



○ ○ ○ ○




○ ○ ○ ○




○ ○ ○ ○

Colorea los círculos según el número de sílabas tenga la palabra



○ ○ ○ ○




○ ○ ○ ○



○ ○ ○ ○



○ ○ ○ ○

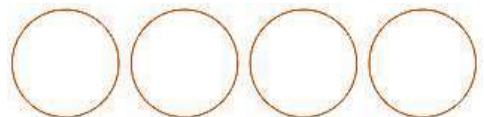
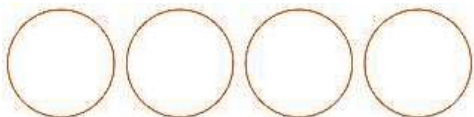

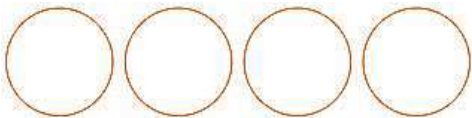
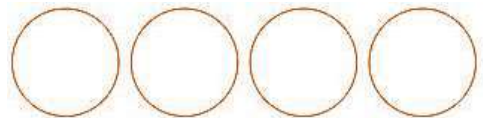
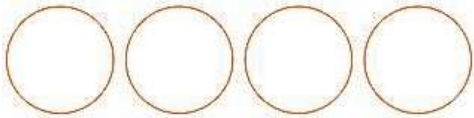
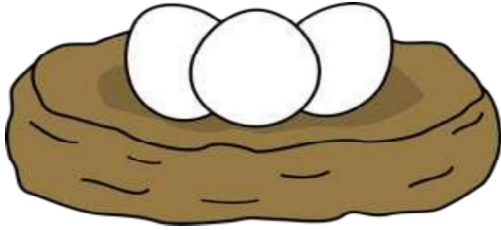


○ ○ ○ ○



○ ○ ○ ○

Colorea los círculos según el número de sílabas tenga la palabra





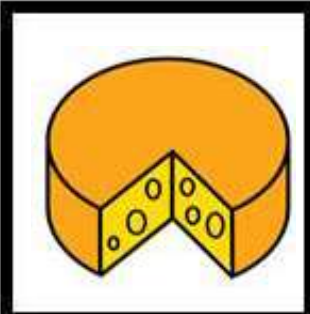




Clasifica las palabras según el número de sílabas






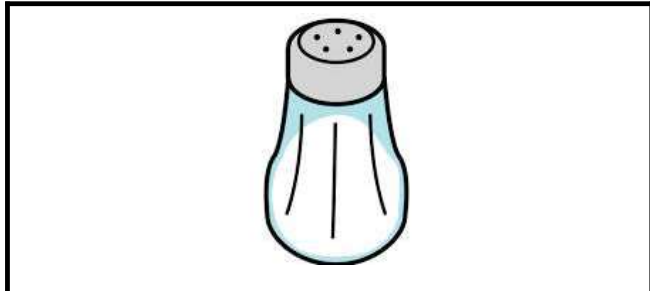

# RECORTA Y PEGA



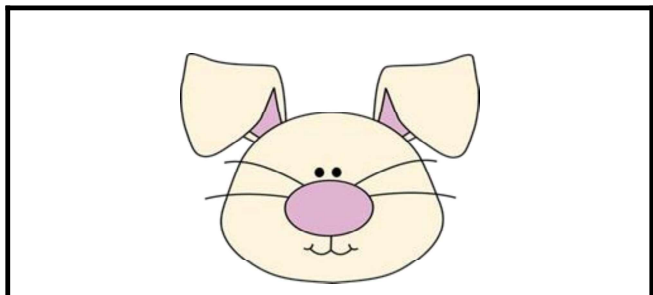
Pinta el número según el número de sílabas tenga la palabra



1	2	3	4	5
---	---	---	---	---




1	2	3	4	5
---	---	---	---	---



1	2	3	4	5
---	---	---	---	---



1	2	3	4	5
---	---	---	---	---



1	2	3	4	5
---	---	---	---	---



1	2	3	4	5
---	---	---	---	---


Pinta el número según el número de sílabas tenga la palabra



1	2	3	4	5
---	---	---	---	---




1	2	3	4	5
---	---	---	---	---




1	2	3	4	5
---	---	---	---	---



1	2	3	4	5
---	---	---	---	---






1	2	3	4	5
---	---	---	---	---

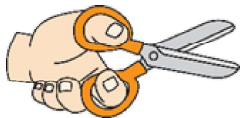


1	2	3	4	5
---	---	---	---	---




Clasifica los elementos según su sílaba inicial.



Corta y pega la sílaba inicial de cada elemento.



NA

CO

DA

CA

PI

TO

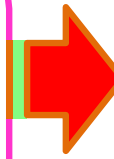
LLA

FO

Une las sílabas iniciales y forma una nueva palabra:



+




La nueva palabra es



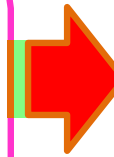
+



La nueva palabra es



+




La nueva palabra es




+




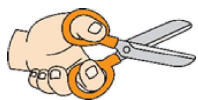
La nueva palabra es




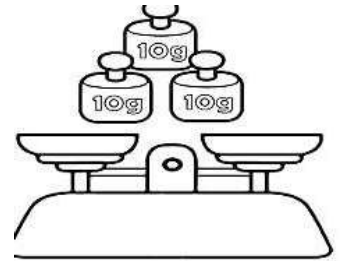


+



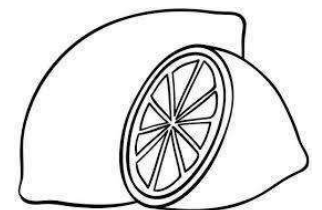


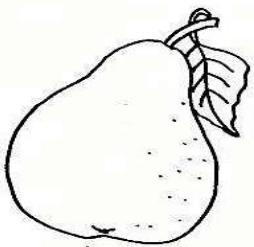
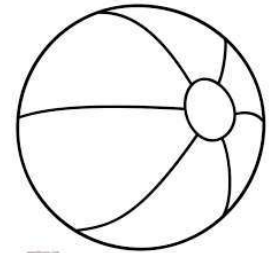
La nueva palabra es



Pinta solo los elementos que comienzan con la sílaba PE.



PE



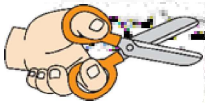








Clasifica los elementos según su sílaba final.






LA

TO

LLO



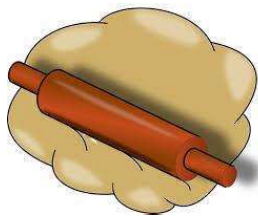
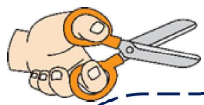
Une con una línea los elementos con la misma sílaba final.





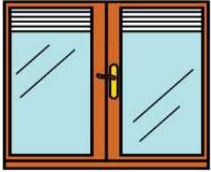







# Clasifica las palabras que terminen con JA y SA


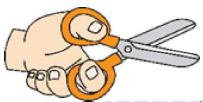
JA

SA





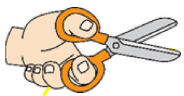




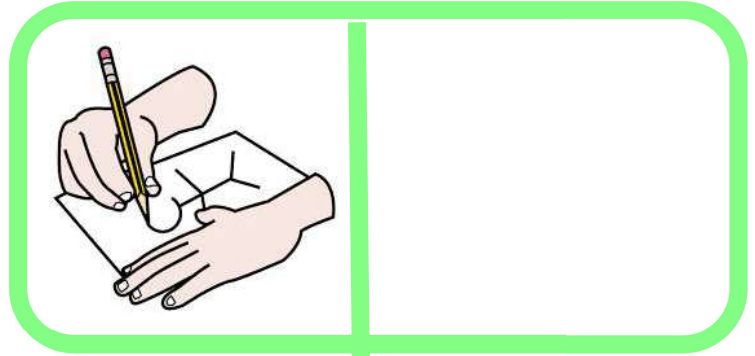

Une las sílabas finales y forma una nueva palabra:

	+		→	La nueva palabra es
	+		→	La nueva palabra es
	+		→	La nueva palabra es
	+		→	La nueva palabra es
	+		→	La nueva palabra es

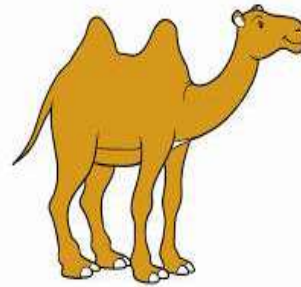





Arma parejas que tengan la misma sílaba medial:



Corta y pega la sílaba medial de cada elemento.



TI

ME

BE

RRU


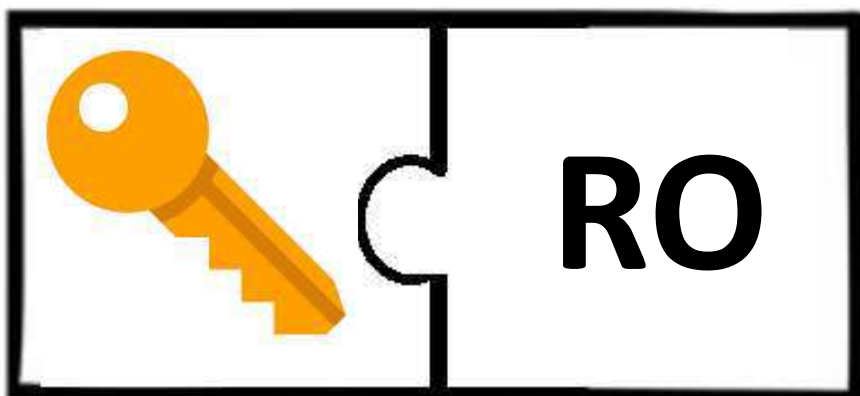

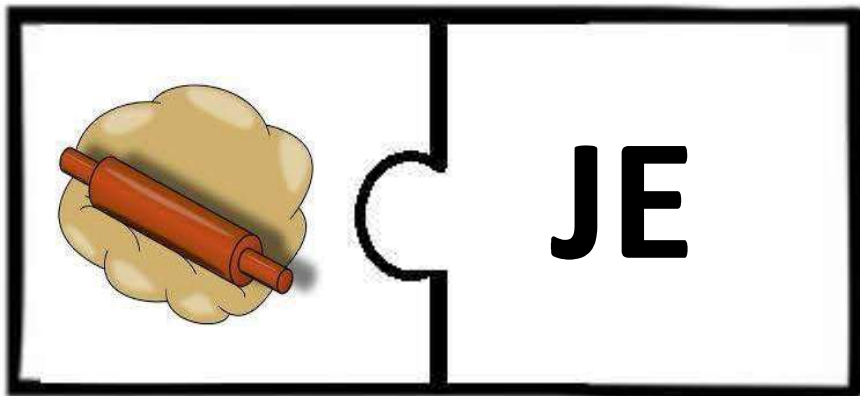


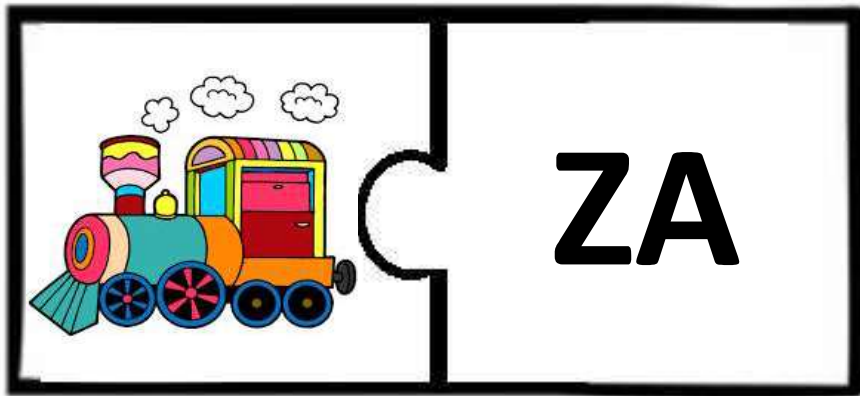



FU

RO






CI

JA





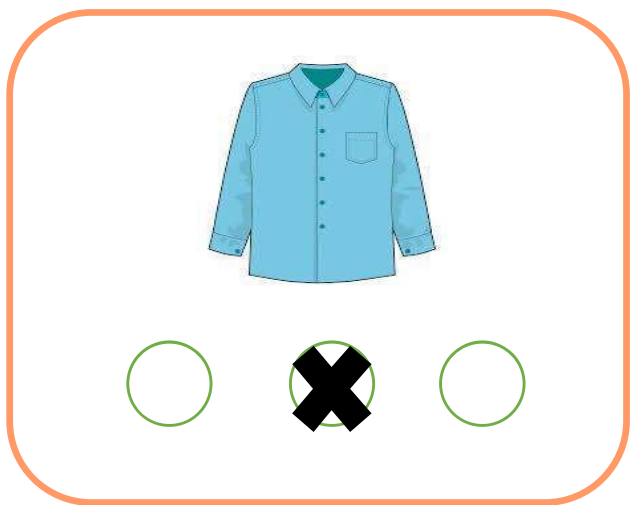
Descubre la nueva palabra a partir de la sílaba agregada y dibújala en el cuadro.









Descubre que palabra se forma si quitamos la o las sílabas marcadas, luego recorta y pega las imagen que corresponde.



Descubre que palabra se forma si quitamos la o las sílabas marcadas, luego recorta y pega las imagen que corresponde.



Descubre que palabra se forma si quitamos la o las sílabas marcadas, luego recorta y pega las imagen que corresponde.





# RECORTA Y PEGA

